










Julia Walk 2



A walk proposed by *fleming47*



Walk No. 3103824

 Calculated time : Duration unknown	Difficulty :
 Distance : 5.62mi	 Return to the departure point : Yes
 Vertical gain : 476ft	Activity : Unknown activity
 Vertical drop : 509ft	 Region : South Downs
 Highest point : 591ft	 Location : Hampshire
 Lowest point : 302ft	

Description

(D/A) Describe here the instructions to follow from the starting point.

(D/A)

Waypoints

 S/F

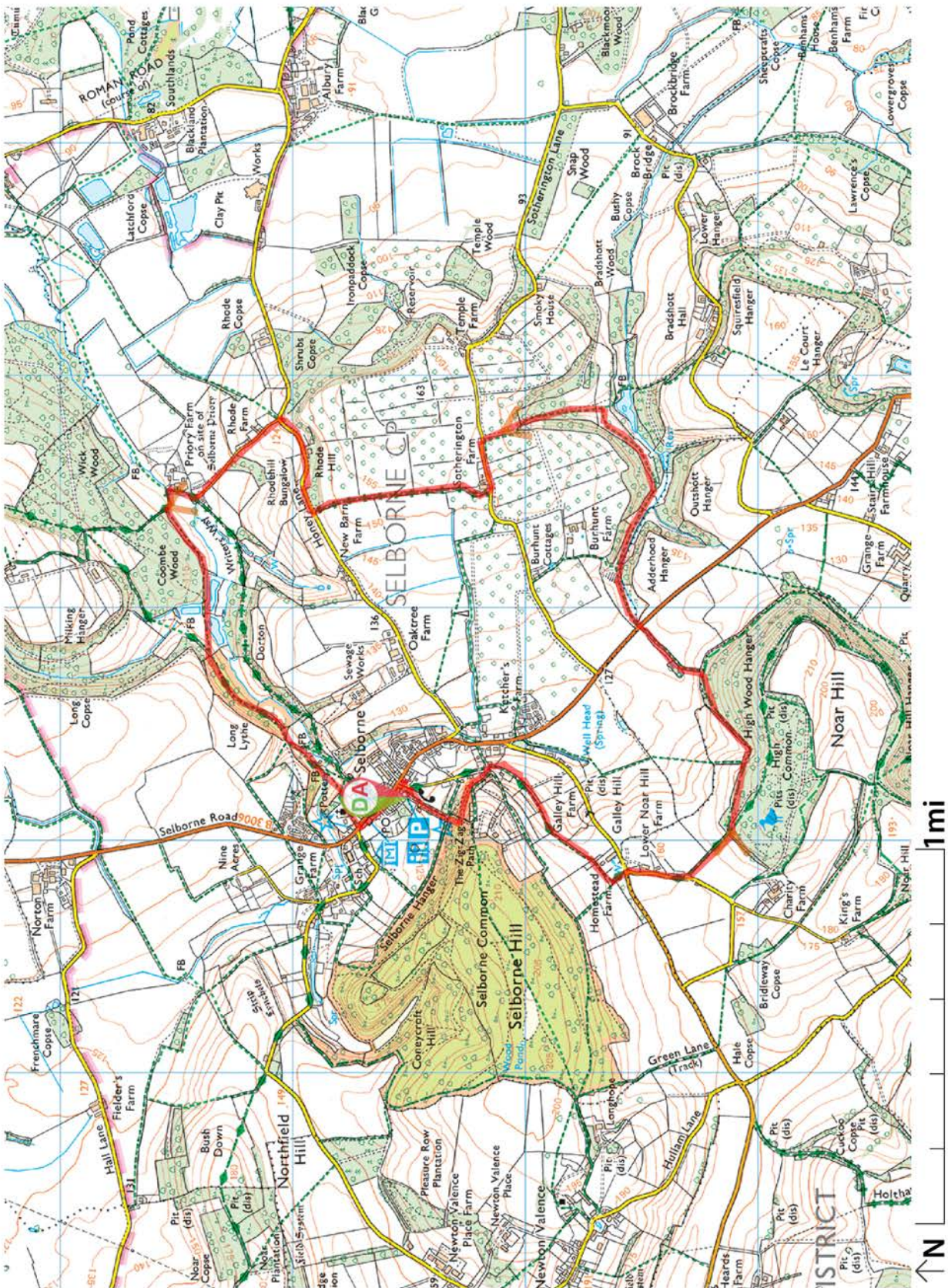
N 51.096054° / W 0.941998° - alt. 410ft - mi 0

 S/F

N 51.096209° / W 0.941744° - alt. 407ft - mi 5.62

Practical information

Let us know your opinion on : <https://www.visorando.co.uk/walk-/3103824>



© Crown copyright and database rights 2020 OS 100060783

Visorando and the author of this walk sheet cannot be held responsible in the event of an accident during this walk.



THE WALKER CODE

Visorando

by Visorando

Before the walk



CHOOSE YOUR WALK CAREFULLY

by matching its difficulty and duration to your skill and physical ability.



CHECK THE WEATHER FORECAST

and look for other important information, such as snow, temperature, tide times, wind speed, fire risk etc.



BE PROPERLY PREPARED

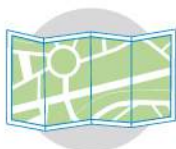
by taking suitable equipment with you, such as a whistle, first-aid kit, appropriate clothing and something to eat and drink.



LET SOMEONE KNOW

where you will be walking.

During the walk



STAY ON THE PATH

(unless you have an exceptionally good reason not to).



RESPECT THE COUNTRYSIDE

by not damaging fences, fields and crops and not picking fruit or vegetables.



RESPECT LOCAL RESTRICTIONS

such as bans on fires, barbecues, camping, fishing, swimming etc.



LEAVE GATES AS YOU FIND THEM

and be cautious of farm animals: try to go around, not through, herds or flocks.



TAKE YOUR RUBBISH HOME

and do not leave any trace of your journey except your footprints.



DON'T MAKE LOTS OF NOISE

and do be respectful and courteous to people along the route.



KEEP YOUR DOG ON A LEAD

and keep it close to you when you meet other people. Make sure you can call it back to you at any time. Walking with a dog is not recommended on routes where there are farm animals.



THE COUNTRYSIDE IS A LIVING ENVIRONMENT

that changes all the time. Walking is an adventure and there are risks associated with it. Be responsible, and know when it is better to give up and turn around than get into danger.

Whether it is private or public, the land you walk on does not belong to you. In particular, the owners of private land have generously and graciously given you permission to cross their property.

If you have an accident, please do not sue the owners of the place where it happened, because other walkers might be banned from that route. However, please feel free to tell us about any dangers you find.