



# KING'S POND

## **ALTON TOWN COUNCIL** **DRAFT MANAGEMENT PLAN CONSULTATION**

# **SURVEY RESULTS**

**This document details the summary of the results of Q1 – Q12.  
Question 13 responses are in a separate document and Q14 results have been  
withheld as these all contain personal data (email addresses)**

**All copies of the survey completed in paper form have been manually uploaded  
and are included within these responses.**

**Publication date 22<sup>nd</sup> December 2022**

Q1



Save as ▾

Please provide your postcode

Answered: 339 Skipped: 2

RESPONSES (339)

WORD CLOUD

TAGS (1)

Tags

+ New Tag

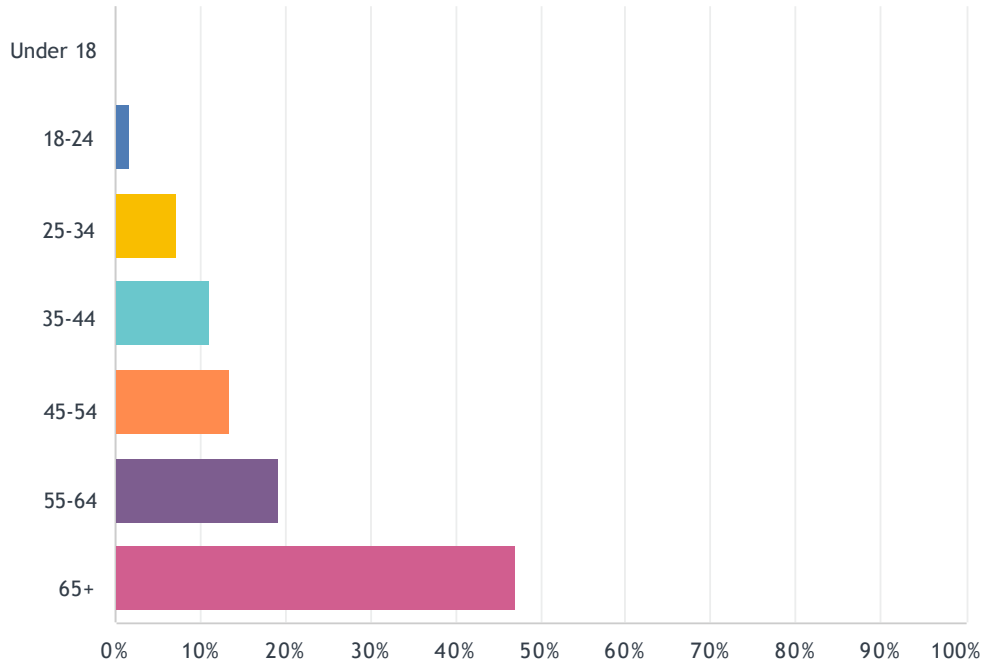
<b>GU34</b>		94.99%	322	<a href="#">View all</a>	<a href="#">Edit</a>	<a href="#">Delete</a>
<b>Untagged</b>		5.01%	17	<a href="#">View all</a>		

Help!

Feedback

## Q2 Please choose an age category

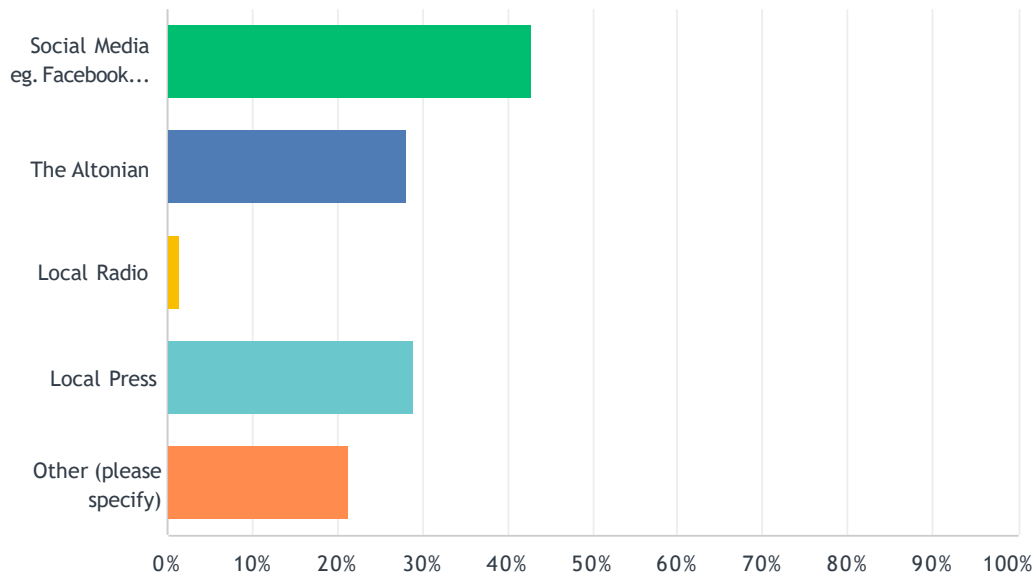
Answered: 340 Skipped: 1



ANSWER CHOICES	RESPONSES
Under 18	0.00% 0
18-24	1.76% 6
25-34	7.35% 25
35-44	11.18% 38
45-54	13.53% 46
55-64	19.12% 65
65+	47.06% 160
<b>TOTAL</b>	<b>340</b>

### Q3 How did you hear about this consultation?

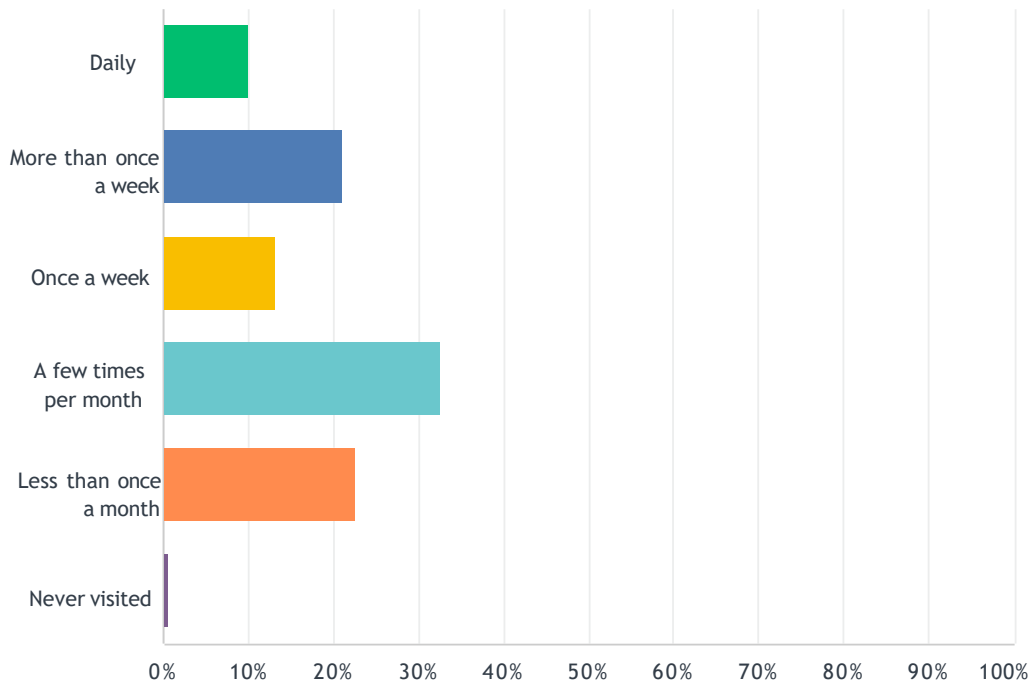
Answered: 341 Skipped: 0



ANSWER CHOICES	RESPONSES	
Social Media eg. Facebook, Instagram	42.82%	146
The Altonian	28.15%	96
Local Radio	1.47%	5
Local Press	29.03%	99
Other (please specify)	21.41%	73
Total Respondents: 341		

## Q4 How often, on average, do you visit King's Pond?

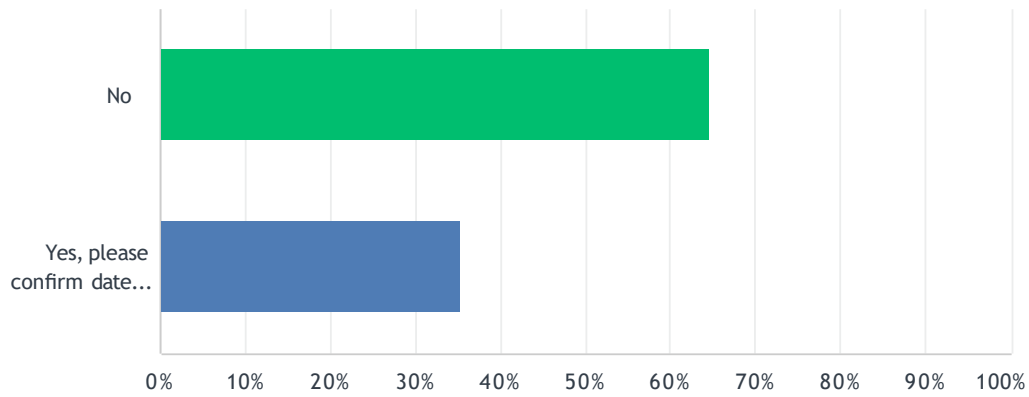
Answered: 341 Skipped: 0



ANSWER CHOICES	RESPONSES	
Daily	9.97%	34
More than once a week	21.11%	72
Once a week	13.20%	45
A few times per month	32.55%	111
Less than once a month	22.58%	77
Never visited	0.59%	2
<b>TOTAL</b>		<b>341</b>

## Q5 Have you attended one of our consultation events on King's Pond ?

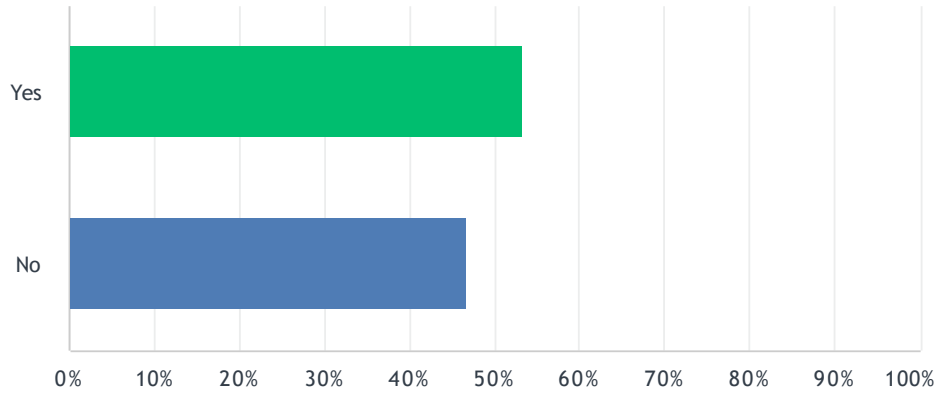
Answered: 339 Skipped: 2



ANSWER CHOICES	RESPONSES	
No	64.60%	219
Yes, please confirm date of attendance	35.40%	120
<b>TOTAL</b>		<b>339</b>

## Q6 Do you agree with the Primary Action in 2.1.3

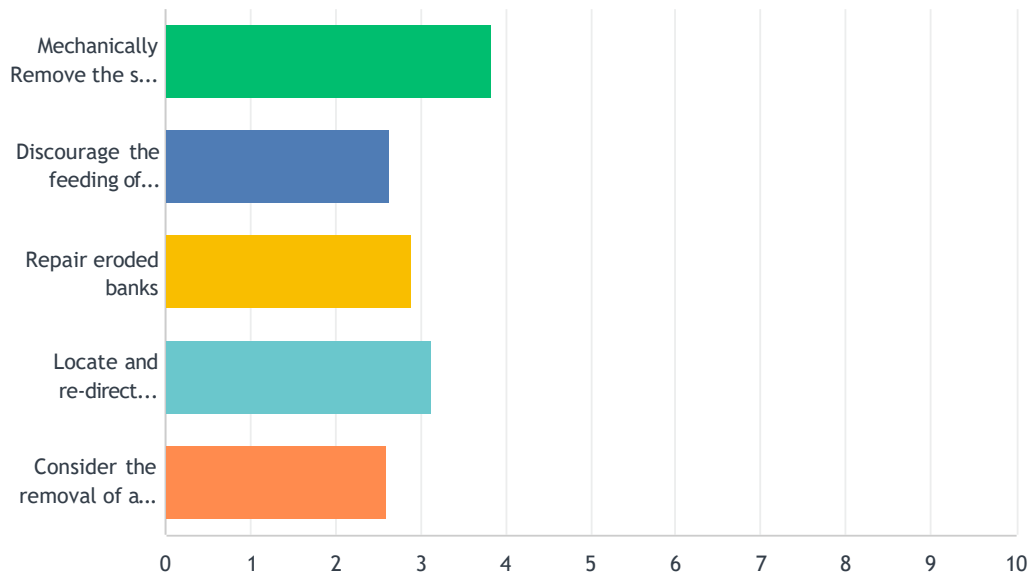
Answered: 336 Skipped: 5



ANSWER CHOICES	RESPONSES	
Yes	53.27%	179
No	46.73%	157
TOTAL		336

**Q7 If the Primary Action is not supported by respondents or proves unfeasible please rank in order of importance the options in 2.2.2. ( 1 being the most important) Please note that there is no "do nothing" option. The pond will, over the next five years require a level of intervention to prevent the continued build up of silt and bank erosion.**

Answered: 323 Skipped: 18

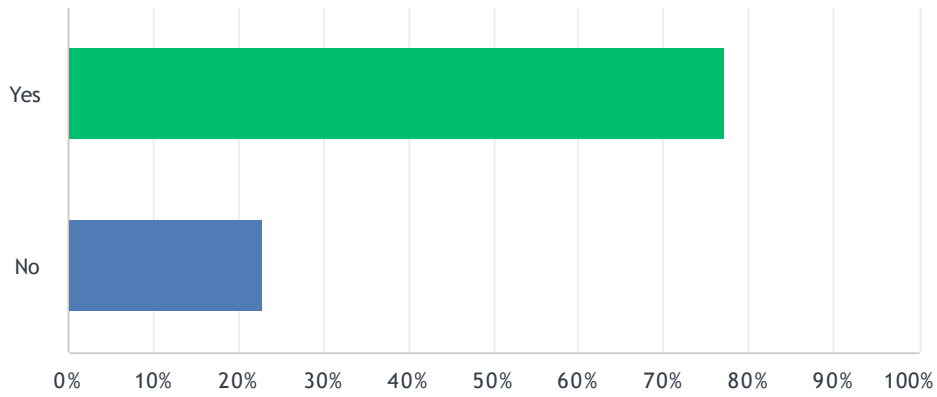


	1	2	3	4	5	TOTAL	SCORE
Mechanically Remove the silt (dredging)	53.00% 168	14.20% 45	10.09% 32	8.20% 26	14.51% 46	317	3.83
Discourage the feeding of wildfowl	14.56% 45	13.59% 42	18.77% 58	27.18% 84	25.89% 80	309	2.64
Repair eroded banks	5.23% 16	32.35% 99	24.51% 75	23.53% 72	14.38% 44	306	2.91
Locate and re-direct highways drains away from the pond	16.94% 52	22.80% 70	30.29% 93	16.29% 50	13.68% 42	307	3.13
Consider the removal of a number of Canada Geese	12.66% 39	17.86% 55	16.56% 51	23.05% 71	29.87% 92	308	2.60



## Q8 Would you agree that there is an overpopulation of Canada Geese at the Pond?

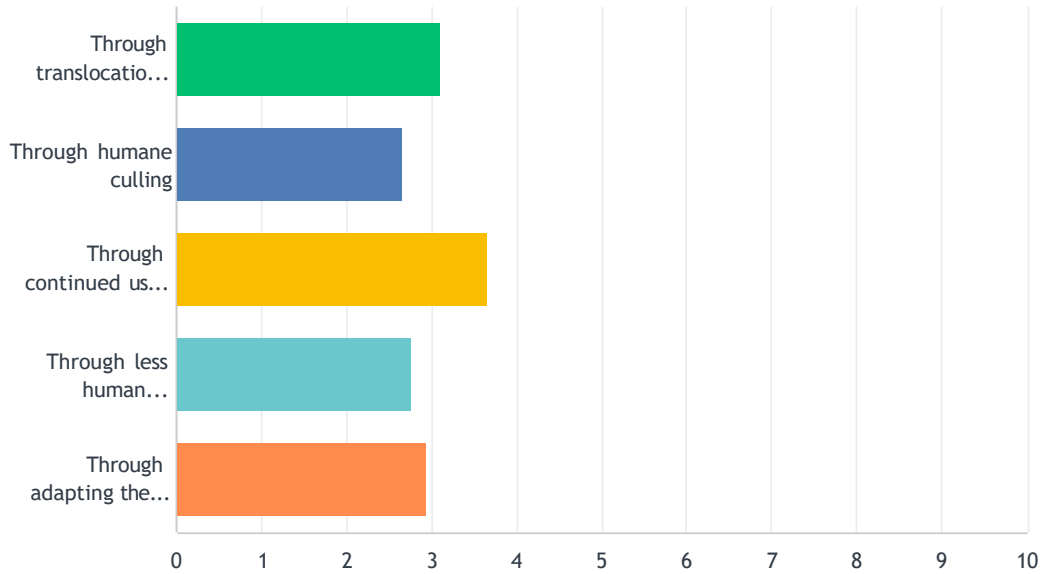
Answered: 332 Skipped: 9



ANSWER CHOICES	RESPONSES	
Yes	77.11%	256
No	22.89%	76
TOTAL		332

**Q9 If you have answered Yes to Question 6. How would you prefer to see the number of Canada Geese addressed? Please rank in order of preference.**

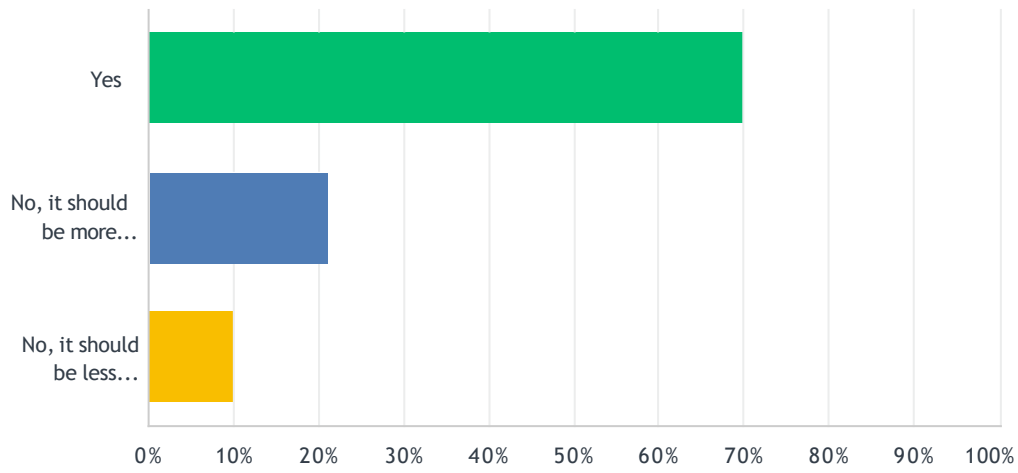
Answered: 278 Skipped: 63



	1	2	3	4	5	TOTAL	SCORE
Through translocation to another side elsewhere in the country	21.62% 56	22.01% 57	20.46% 53	17.37% 45	18.53% 48	259	3.11
Through humane culling	17.18% 45	16.03% 42	14.12% 37	21.76% 57	30.92% 81	262	2.67
Through continued use of Egg Oiling	25.64% 70	31.14% 85	30.40% 83	9.52% 26	3.30% 9	273	3.66
Through less human intervention. ie feeding ban	9.43% 25	20.38% 54	20.75% 55	36.98% 98	12.45% 33	265	2.77
Through adapting their environment i.e taking the pond offline (if feasible) to reduce the large body of water and reduce the capacity for Canada Geese to live and breed.	31.40% 81	10.08% 26	13.18% 34	13.18% 34	32.17% 83	258	2.95

## Q10 In respect of 2.4 management of amenity grassland do you agree with the proposed cutting regime

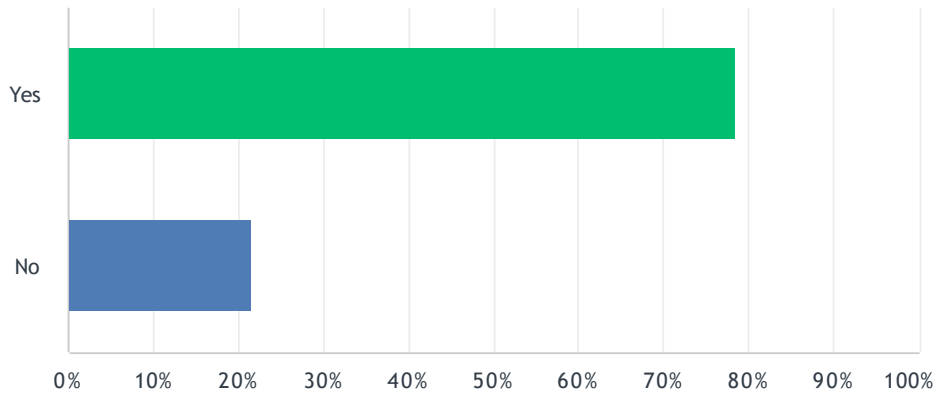
Answered: 335 Skipped: 6



ANSWER CHOICES	RESPONSES	
Yes	69.25%	232
No, it should be more frequent	21.19%	71
No, it should be less frequent.	9.55%	32
<b>TOTAL</b>		<b>335</b>

### Q11 In respect of 2.5, do you agree with the proposed Conservation Area?

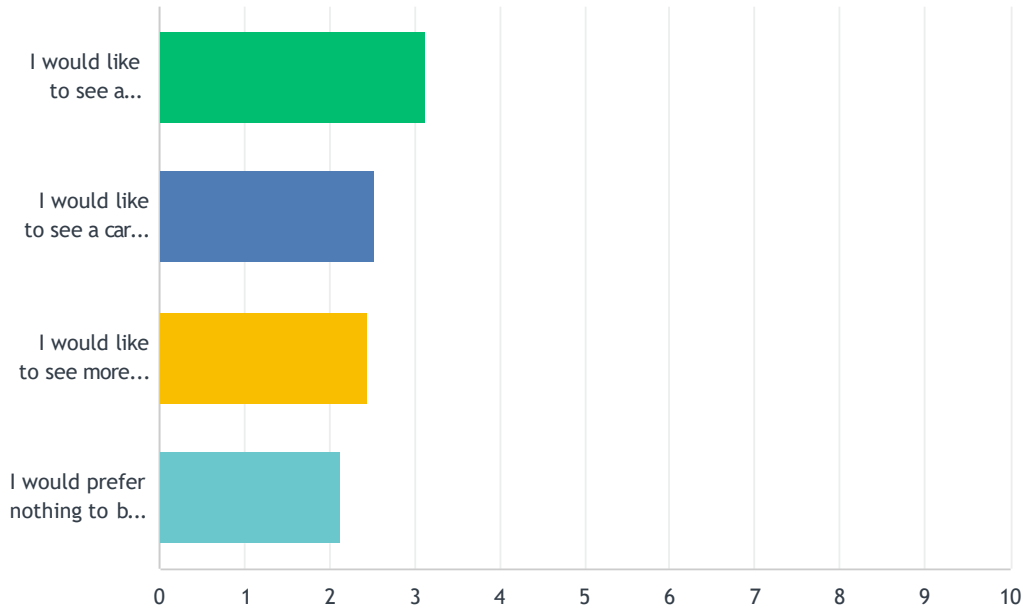
Answered: 324 Skipped: 17



ANSWER CHOICES	RESPONSES	
Yes	78.40%	254
No	21.60%	70
TOTAL		324

Q12 In respect of access to the site from the bridge on Ashdell Road (2.6 refers) please rank the following statements in order of preference (1 being your first choice)

Answered: 326 Skipped: 15



	1	2	3	4	TOTAL	SCORE
I would like to see a pollinator pathway created with raised beds and entrance arch	46.78% 138	27.80% 82	16.95% 50	8.47% 25	295	3.13
I would like to see a car park for disabled visitors created if safe to do so	23.13% 68	23.47% 69	37.07% 109	16.33% 48	294	2.53
I would like to see more daylight in this area, by removing some of the trees in this area.	20.69% 60	28.97% 84	25.86% 75	24.48% 71	290	2.46
I would prefer nothing to be done in this area	19.06% 57	19.73% 59	16.72% 50	44.48% 133	299	2.13